



SCREW COMPRESSORS

Volumetric flow rate: 0.39 – 3.24 m³/min • 13 – 120 acfm



WE HAVE THE RIGHT PRODUCT FOR ALMOST ANY APPLICATION!

ALMiG Kompressoren GmbH

A name that guarantees top-grade technology in the compressed air sector. ALMiG has emerged from a company with a long tradition whose products in the compressed air industry have always stood for quality innovation and consideration of its customers.

Today ALMiG is an extremely flexible company which can react fast to special customer requests. It stands by its customers as a competent partner, giving advice and practical support.

It goes without saying that as one of the leading suppliers of advanced compressed air systems, our commitment to continuous research and development forms the basis for all the plants we manufacture.

They meet the acceptance criteria in compliance with:

- ISO 1217-3 Annex C-1996
- ASME
- OSHA

and comply with the CE guidelines.

Even the most stringent acceptance criteria such as:

- DET NORSKE VERITAS
- GERMANISCHER LLOYD
- BUREAU VERITAS
- LLOYD' s REGISTER OF SHIPPING
- ABS

is a matter of course for us.

The company ALMiG is certified in compliance with:

- IRIS 02
- ISO 9001: 2008
- ISO 14001: 2004

Our motto is:

If you have stopped improving, you have stopped being good!

ALMiG supplies:

■ piston compressors


■ screw compressors

■ special machines

■ controls

■ compressed air treatment

■ services



INTELLIGENT MODULAR SYSTEM

Naturally, the entire series is also available without receiver



COMBI 3S - 5S
200 l receiver



COMBI 6 - 15
270 l receiver



COMBI 16 - 22
500 l receiver



- Separating system** 1 highest compressed air quality thanks to proven multi-stage separation
- Air Control** 2 the intelligence of the compressor; thinks, monitors, records
- Drive system** 3 highly efficient, operationally reliable V-belt drive
- Air end** 4 high performance, excellent efficiency
- Cooling unit** 5 large surface area radiators for lowest compressed air outlet temperatures and optimum thermostat-controlled coolant temperatures
- Fan** 6 powerful, efficient, high performance
- Drive motor** 7 robust drive motor with reserves
- Treatment** 8 available with refrigerant dryer, pre- and after-filters in the standard versions (COMBI 3S - 5S only with refrigerant dryer), optionally also available without refrigerant dryer, pre- and after-filters

Air Control Mini (COMBI 6 - 22)



Air Control B (optional)



Air Control P (optional)



INTELLIGENT COMPONENT ARRANGEMENT



COMBI 6 - 15

Treatment:
 available as standard with refrigerant dryer, pre- and after-filters* (COMBI 3S - 5S only with refrigerant dryer), optionally available only with refrigerant dryer, pre- and after-filters

* According to DIN ISO 8573 - 1 this means:

Residual constituents in compressed air	Volume	Class
Oil	0.1 mg/m ³	2
Particles	< 1 µm	2
Water	PDP 3 - 5° C/37 - 41 F	5

INTELLIGENT 4-IN-1 SYSTEM

COMBI – low-noise compact plant for small spaces

Our COMBI product series is the space-saving, economical 4-in-1 solution from ALMiG. It combines compressor, refrigerant dryer, filter system and receiver in a compact, powerful plant.

The small space requirement of 1m² and extremely low noise level enable these machines to be installed directly where you need the compressed air. This means that your company spares itself major investments in expensive compressed air piping.

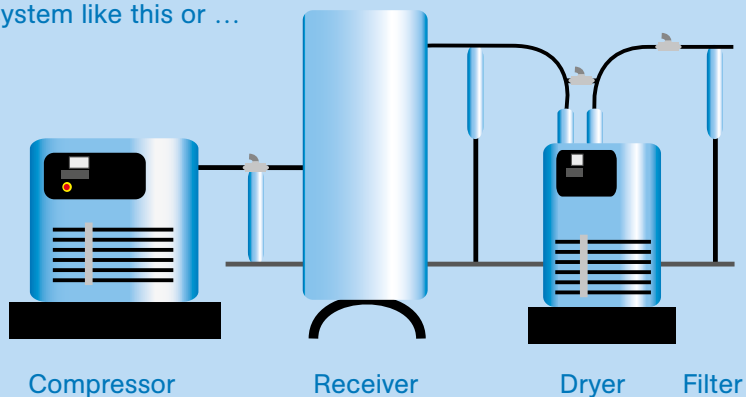
Another advantage of these new compact compressors is the low weight and ease with which they can be transported. A fork lifter is sufficient to install the entire compressed air station on site.

The product range comprises:

- 3 different sized receivers:
COMBI 3S - 5S: 200 l standard
COMBI 6 - 15: 270 l standard / 500 l optional
COMBI 16 - 22: 500 l standard
- Naturally, the entire COMBI series is also available without receiver
- with/without refrigerant dryer
- with/without compressed air filter
- diverse controls in accordance with your requirements
- plus many more advantages

COMBI, the complete compressed air station

A system like this or ...



... the COMBI!



the complete compressed air station

FACTS AND FIGURES

50 Hz	COMBI	Vol. flow rate according to ISO 1217 (annex C-1996)			Rated motor output kW	60 Hz	COMBI	Vol. flow rate according to ISO 1217 (annex C-1996)				Rated motor output HP
		8 bar	10 bar	13 bar				100 psig	125 psig	150 psig	190 psig	
		m ³ /min	m ³ /min	m ³ /min				acfm	acfm	acfm	acfm	
	3S	0.41	0.38	-	3		3 / 4S	14	16	13	-	4
	4S	0.53	0.49	0.43	4		4 / 5S	20	19	17	9	5.5
	5S	0.76	0.68	0.55	5.5		5 / 7S	28	28	25	20	7.5
	6	0.82	0.72	0.62	5.5		6 / 8	30	28	25	21	7.5
	8	1.09	1.02	0.85	7.5		8 / 10	37	37	35	29	10
	11	1.61	1.43	1.22	11		11 / 15	59	56	49	42	15
	15	1.96	1.86	1.61	15		15 / 20	72	69	64	57	20
	16	2.35	2.02	1.88	15		16 / 21	85	78	69	65	20
	18	2.75	2.44	2.25	18.5		18 / 25	102	92	85	80	25
	22	3.24	2.75	2.54	22		22 / 30	120	105	95	90	30

Heat recovery systems available from
COMBI 6 model upwards
or rather COMBI 6 / 8

Variante

COMBI	Compressor		Compressor and dryer		Compressor and receiver (with or without dryer)											
	Dimensions L x B x H	Weight	Dimensions L x B x H	Weight	200 l (53 gal)			270 l (71 gal)			500 l (132 gal)					
					Dimensions L x B x H	Weight		Dimensions L x B x H	Weight		Dimensions L x B x H	Weight				
						Without dryer	With dryer		Without dryer	With dryer		Without dryer	With dryer			
mm (in)	kg (lbs)	mm (in)	kg (lbs)	mm (in)	kg (lbs)		mm (in)	kg (lbs)		mm (in)	kg (lbs)					
3S		140 (309)		165 (364)												
4S	720 x 550 x 950 (28.3 x 21.6 x 37.4)	145 (320)	1100 x 550 x 950 (43.3 x 21.6 x 37.4)	170 (375)	1400 x 550 x 1250 (55.1 x 21.6 x 49.2)		205 (452)	225 (496)								
5S		150 (331)		175 (386)			210 (463)	230 (507)								
6		305 (672)		340 (750)			215 (474)	235 (518)								
8	1180 x 770 x 1128 (46.5 x 30.3 x 44.4)	310 (683)	1180 x 770 x 1128 (46.5 x 30.3 x 44.4)	345 (761)					1180 x 770 x 1680 (46.5 x 30.3 x 66.1)	420 (926)	455 (1003)	1900 x 770 x 1680 (74.8 x 30.3 x 66.1)	485 (1069)	520 (1146)		
11		315 (694)		350 (772)		425 (937)	460 (1014)	490 (1080)		525 (1157)						
15		325 (717)		360 (794)		430 (948)	465 (1025)	495 (1091)		530 (1168)						
16		474 (1045)		514 (1133)						440 (970)	475 (1047)		505 (1113)	540 (1190)		
18		493 (1087)		533 (1175)									659 (1453)	699 (1541)		
22	1480 x 780 x 1375 (58.3 x 70.1 x 54.1)	539 (1188)	1480 x 780 x 1375 (58.3 x 70.1 x 54.1)	579 (1276)								1900 x 780 x 1950 (74.8 x 30.7 x 76.8)	678 (1495)	728 (1605)		
														724 (1596)	764 (1684)	

INTELLIGENTE DRUCKLUFT MADE IN GERMANY

In line with the customer's needs

With our innovative system concepts we offer customised solutions for almost all applications. Our endeavour lies not only in supplying compressors, we

offer ourselves as a competent system provider capable of offering solutions to all users of compressed air. That does not only apply to the consultation and installa-

tion phase of your new compressor(s), but naturally continues in all areas of service, maintenance and visualisation.
Challenge us!

Screw compressors 3-500 kW	Piston compressors 1.5-55 kW	Turbo compressors 200-2.000 kW	Blower 1.5-55 kW	Complete accessories	Control, regulate, monitor
<ul style="list-style-type: none"> • Fixed speed • With energy-saving speed control • Oil-free, with water injection • Oil-free, 2-stage <p>Available drive types:</p> <ul style="list-style-type: none"> • V-belt • Gearbox • Direct 	<ul style="list-style-type: none"> • Oil-lubricated • Oil-free • Normal pressure, medium pressure, high pressure • Booster • Mobile/stationary <p>Available drive types:</p> <ul style="list-style-type: none"> • V-belt • Direct 	<ul style="list-style-type: none"> • Oil-free • Radial, 3-stage compression • With/without sound-absorbing housing <p>Available drive types:</p> <ul style="list-style-type: none"> • Gearbox 	<ul style="list-style-type: none"> • Fixed speed • With energy-saving speed control <p>Available drive types:</p> <ul style="list-style-type: none"> • V-belt • Direct 	<ul style="list-style-type: none"> • Refrigerant dryers • Desiccant dryers, heatless and heat-regenerative • HOC (heat of compression) • Activated carbon adsorbers • Filters, all particle sizes • Condensate management • Heat recovery systems • Pipework systems <p>All components are optimally matched to the compressors.</p>	<ul style="list-style-type: none"> • Base load changeover controls • Consumption-related controls • Visualisation (we display your compressed airstation on the PC) • Telemonitoring (the hotline of your compressed air station)

Our quality standards mean you can rely on our machines



ISO 9001



ISO 14001



IRIS



Partner of the Engineering Industry Sustainability Initiative



DNV



Your expert advisor

ALMiG Kompressoren GmbH

Adolf-Ehmann-Straße 2 • 73257 Köngen

Tel. Vertrieb: +49 (0)7024 9614-240

E-Mail Vertrieb: sales@almig.de

www.almig.de

